IMPORTANT

The component shaded in red is sealed at the factory.

No attempt shall be made to adjust or defeat T701.

Refer to page 5 in Service manual when it is necessary to adjust the sealed component during servicing.

http://orlovac.eu/

BASIC CIRCUIT SCHEMATIC DIAGRAM (CTP-215)

PRODUCT SAFETY NOTE

Components marked with a ⚠ and shaded have special characteristics important to safety. Before replacing any of these components read carefully the product safety notice of this service manual. Don't degrade the safety of the receiver through improper servicing.

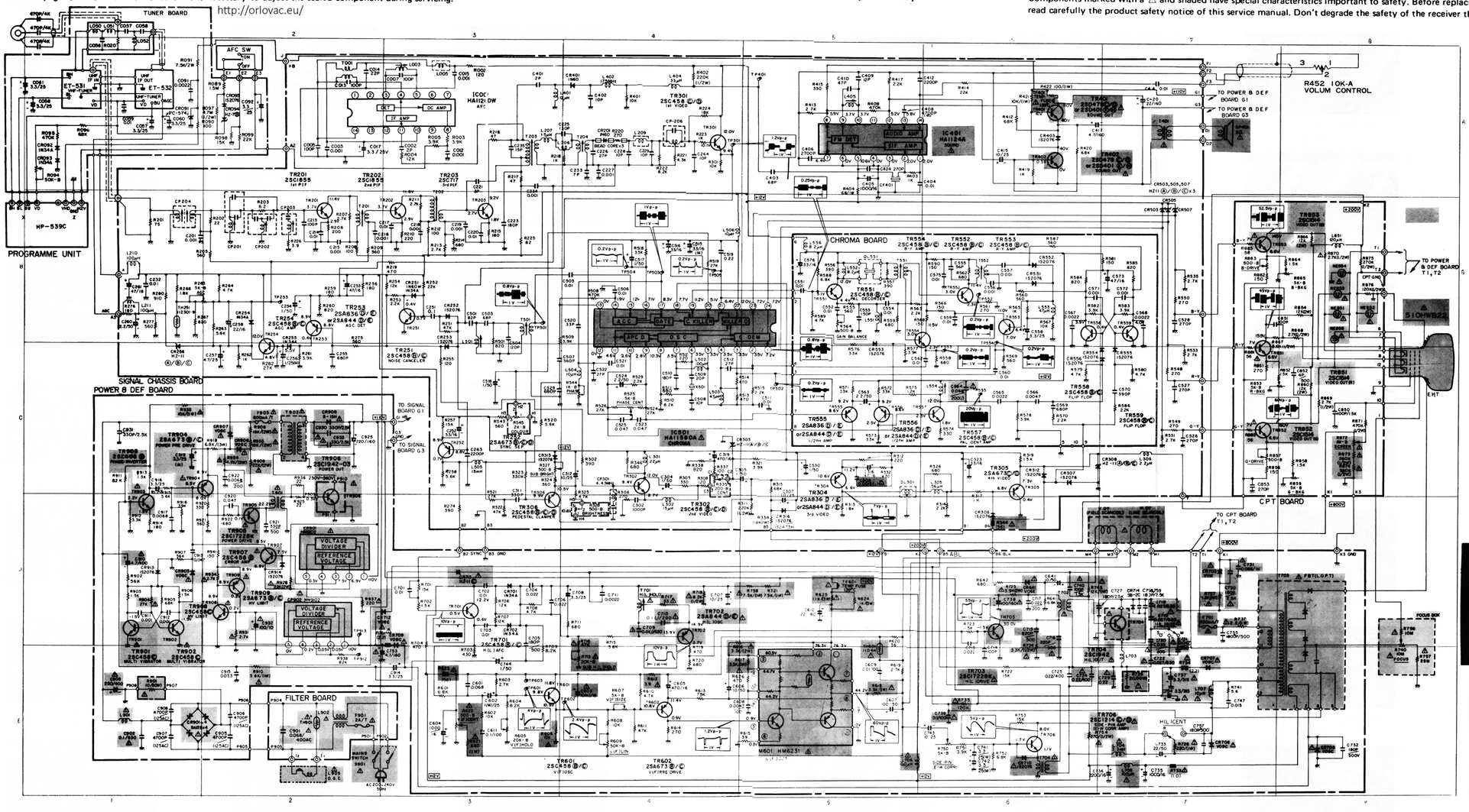





HITACHI

CTP-215

- Since this is a basic circuit diagram, the value of the parts is subject to be altered for improvement.
- All DC voltage to be measured with a tester (100KΩ/V). Voltages taken on a complex colour bar signal including a standard colour bar signal.